


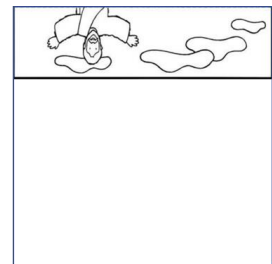

Original image: <https://www.pinterest.co.uk/pin/283586107770616089/>

Jesus calms the storm - Mark 4 v35- 41

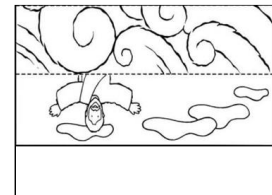

- 1) Firstly, cut out the picture along the dark black line.



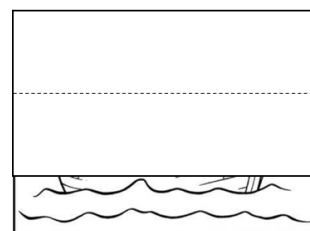
- 2) Next fold along the top dotted line folding the paper backwards.




- 3) Now, fold along the next dotted line folding the paper backwards.



- 4) Fold the last crease you made forwards to cover the picture.



- 5) Finally fold back the first crease you made to show the picture.



Why not colour your picture so the pieces match up.
You can now show the stormy picture and the calm picture.