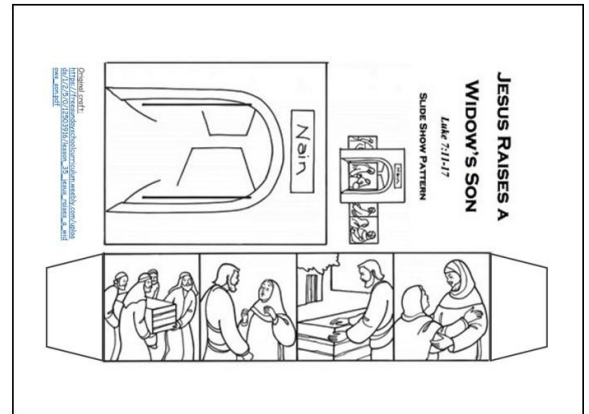


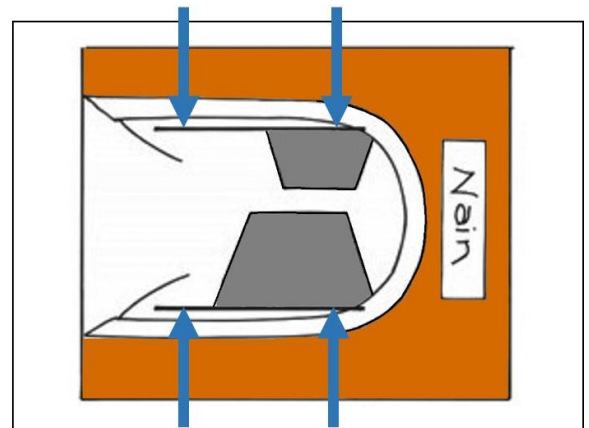
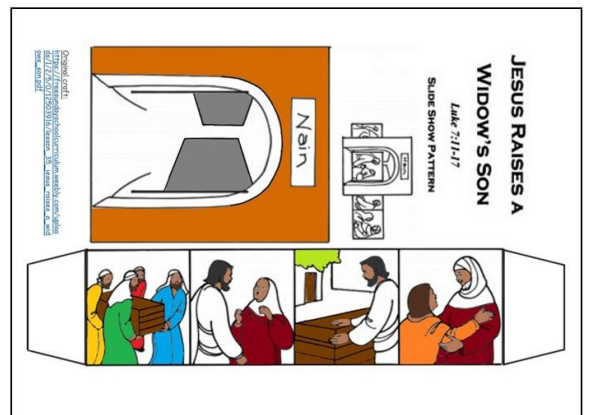
## Jesus heals a widow's son Luke 7 v11-17

In this activity you will need:

- A4 piece of thin card
- Printed model template
- Pair of scissors
- Colouring pencils or pens
- A clever mum or dad to help you with the instructions and cutting out if you need help. 😊



- 1) Firstly, print out your template on to card.
- 2) Now colour the 4 story pictures on the long piece of card and the town gateway.
- 3) Next cut out the gateway and long strip pieces.
- 4) Take the gateway piece and cut two slits along the dark lines. This might be easier with a craft knife. Ask mum or dad if you need help.



- 5) Finally thread the long strip through the two slits so that a picture is seen in the gateway.
- 6) Now you can tell the story of the miracle when Jesus raised the widow's son from death.

