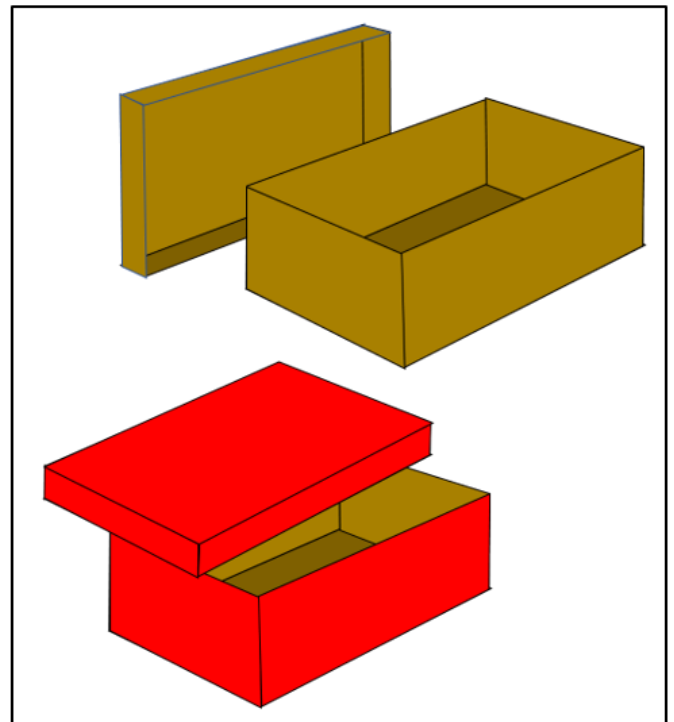


Jesus heals a sick woman - feely-box craft activity

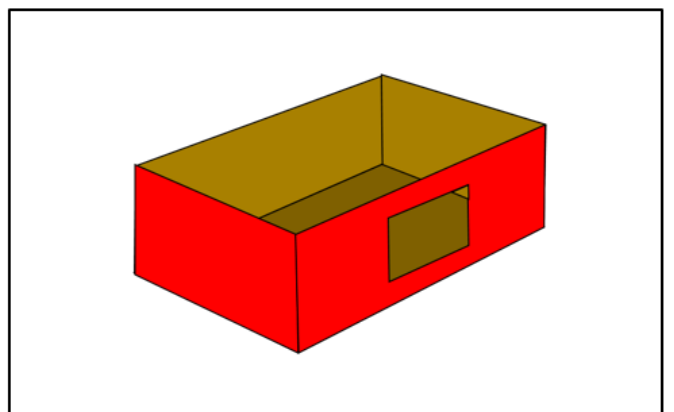
In this activity you will need :

- A shoe box or similar box (cereal box)
- Wrapping paper or colourful magazine sheets.
- Pair of scissors
- Sticky tape
- Different textured items (e.g. wool, fur, toothbrush, fir cone)
- A clever mum or dad to help you with the cutting out.

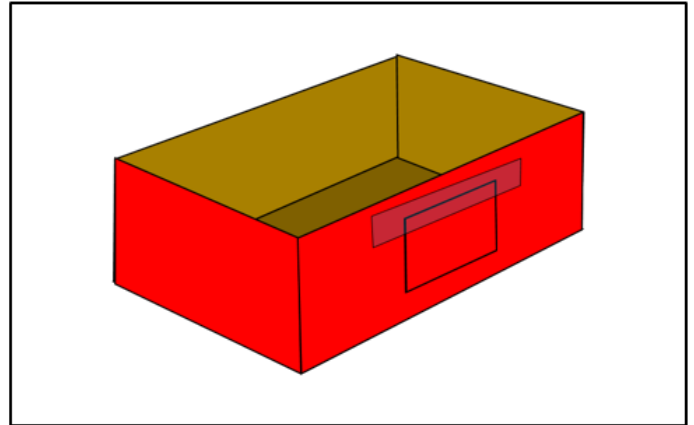
1. Take your box and cover it with wrapping paper or pictures from a magazine to make it colourful. If you are using a cereal box stick the top down before you wrap it.



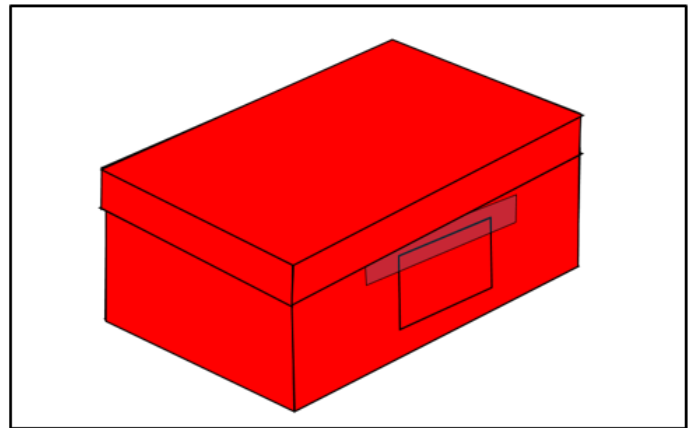
2. Cut a hole in the side of the box, big enough to get your hand through the hole and into the box.



3. Put some sticky tape along the top of the piece of box you have cut out.



4. Then, stick the cut out piece back over the hole in the box to make a flap you can lift up.



5. Finally, put the lid back on the box.

Now you have made your feely box you need to put a few things inside it. When you have done this ask a friend to put their hand through the hole and tell you what is inside by feeling it.

Swap over and let your friends put something into the box. Then you have a go at feeling what the object is.

What do you think the lady who touched Jesus' clothes felt when she touched them? Read the story again in Luke chapter 8 v 42 - 48.

