


Dove Craft




What you need

Template (for best results print on card)
Glue
A sheet of paper
Scissors
Orange or yellow crayon or pencil
String


What to do



Cut the dove shape out of the template. Glue both sides together. Carefully cut across the wing line.



Fold a sheet of paper like an accordion. About every 2 cm. Insert through dove to form wings. Make sure it's even.



Add some color to the beak and thread string to hang.

Dove Craft Template

